

The Atlas Copco logo is centered in the top right corner, featuring the company name in a blue, italicized serif font between two horizontal blue bars.A white technical drawing of a light tower's internal structure is overlaid on the bottom left corner of the page. It shows various components and dimensions in a light blue line-art style.

# Your Site. Your Light.

The HiLight range of light towers



# ALLIED

Technical Services  
Pump Rentals  
Underwater Services

Pump • Dive • Specialize

Phone: 513-793-0499  
Toll Free: 877-98-PUMPS(78677)

# We have the light tower to suit any needs

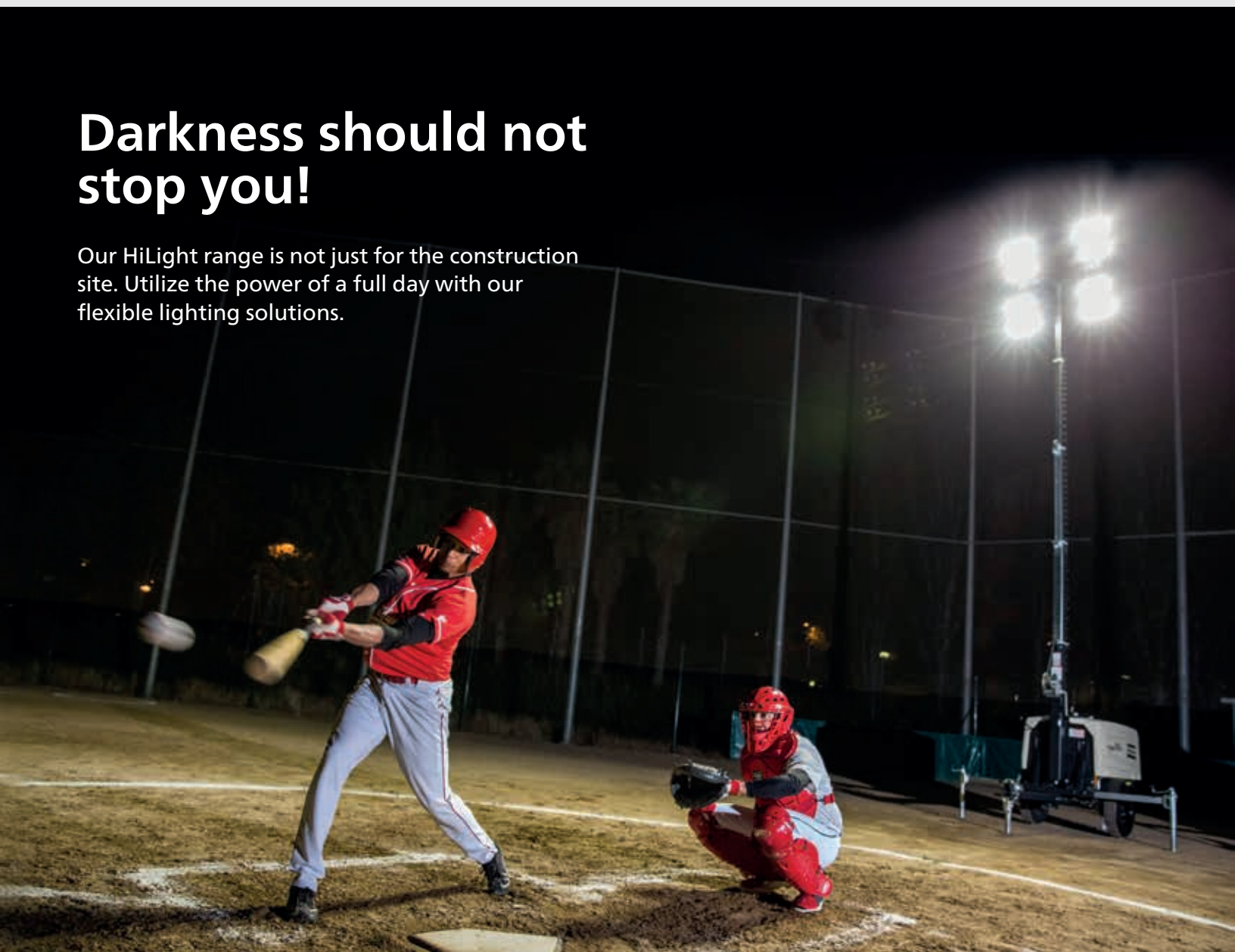
The HiLight range of light towers were designed to offer the widest choice when it comes to finding the light tower that is right for your application. We provide multiple range of industries with a flexible and dynamic set of lighting options, while addressing all aspects of efficiency and safety. You can also be assured of the robust build quality and compact size for which Atlas Copco is globally recognized.

We have really put our innovation stamp on LED technology. The lenses in our LED light towers have a very special optic designed specifically for construction and mining applications.

This innovative, fully directional, LED lens design means we maximize the light coverage and reduce "lighting waste".

## Darkness should not stop you!

Our HiLight range is not just for the construction site. Utilize the power of a full day with our flexible lighting solutions.





# HiLight Z3+

## The battery light tower

Offering run times of up to 32 hours, an extended lifespan, minimal maintenance and low operational costs, **the compact HiLight Z3+ is powered by a lithium-ion battery and provides enhanced illumination for metropolitan construction sites, outdoor events and industrial areas.** Zero noise during operation and the absence of engine emissions ensure full environmental compliance in urban locations

The HiLight Z3+ features a high luminosity lamp assembly comprised of 4 x 160 W dimmable LEDs, with a life expectancy of 50,000 hours. Combined with specially designed directional glass optics, the floodlights provide optimal 20 lux light distribution over a 32,292 ft<sup>2</sup> illumination area. The LED lighting units are supported by a hydraulically elevated, 5-element vertical mast, certified wind-stable up to 50 mp/h, with a maximum operating height of 26 ft.



LED Light



**3+ ZERO** NOISE  
EMISSIONS  
FUEL CONSUMPTION


8 Hrs CHARGING  
4 NIGHTS AUTONOMY

TRANSPORT EFFICIENCY  
22 ut   
13m Truck

LIFE SPAN   
50,000 Hrs

LIGHT COVERAGE  
32,292 ft<sup>2</sup>  
AVG. 10 LUXES

MINIMUM MAINTENANCE TIME AND COSTS  



26ft  50 mph WIND STABILITY

DIMMABLE LED   
4X160W



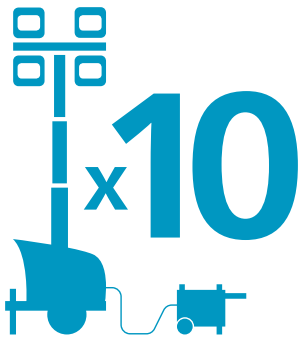
# HiLight E3+

## Electric light tower with HardHat®





The renew HiLight E3+, will operate reliably throughout the most demanding conditions found at construction sites, outdoor events and temporary public lighting installations. Its internal electronics, control panel and connectors are protected from the elements by the company's innovative HardHat® canopy, while the complete assembly, which includes a heavy-duty 23 ft mast, has a certified wind stability of 52 mp/h. **Easy to plug into any power source including auxiliary power, electrical generator or directly into the grid.**


With no mechanical parts to maintain, and no liquids or emissions, the light tower is environmentally friendly and virtually maintenance-free.




Exclusive  
**HardHat®**  
technology 

**TRANSPORT EFFICIENCY**  
32 ut   
13m Truck

23ft  **52** mph  
WIND STABILITY

**LIFE SPAN**  
50,000 Hrs 

**LIGHT COVERAGE**  
32,292 ft<sup>2</sup>  
AVG. 10 LUXES 


**PLUG & LIGHT**  


**ZERO**  
FUEL AND CO<sub>2</sub> EMISSIONS 



# HiLight B5+

## The smart light tower



The renew ultra-quiet LED light tower HiLight B5+ has been designed to be seen and not heard while ensuring maximum safety at the site.

Delivering operating noise levels as low as 55 dBA, the renewed version of the HiLight B5+ light tower is ideally suited to provide illumination at events, temporary public lighting or enhanced visibility at construction sites located near residential areas.

The HiLight B5+ can be equipped with a new innovation called the **SmartMast™(\*)**, which automatically lowers itself when safety or stability is compromised. The proprietary vertical mast technology from Atlas Copco features in-built sensors that detect when safety or stability of the light tower is compromised due to critical environmental or sites conditions, and alerts end users to potential obstacles and impacts. It also provides stability assistance when installing a light tower, for instance by flagging up irregular surfaces and floors, to ensure safe siting.



**SMART MAST!**

LIFE SPAN **50,000** Hrs

LIGHT COVERAGE **53,819** ft<sup>2</sup>  
AVG. 20 LUXES

SERVICE INTERVAL (HRS) **600**

TRANSPORT EFFICIENCY **22** ut 13m Truck

**55** db(A) at 23 ft

START PHOTOCELL

WEEKLY TIMER

(\*) Check availability





# HiLight V4W

The HiLight V4W offers the best performance at high altitudes and in the most extreme environments; thanks to its 8kW engine.

In addition, the extended fuel tank and the low consumption, allow longer run times between refueling. The HardHat® canopy ensures maximum protection of internal parts.




**LIGHT COVERAGE**  
 **43,055 ft<sup>2</sup>**  
 AVG. 20 LUXES

**EXTENDED FUEL TANK**  
 **42.3 GAL**

 **90 HOURS RUNTIME**

**Manual vertical mast**  


**LIFE SPAN**  
**6,000 Hrs**  
 METAL HALIDE  


 **0.45 g/h**

**HardHat® technology**  
  
**Spillage free frame**  




# HiLight V4 S

# HiLight V5+ S

The HiLight V4 S and V5+ S light towers are perfect for multiple applications. For the ultimate in fuel economy and reliability, the LED HiLight V5+ is our premium offering. Its LED lighting technology provides a wide range of benefits and represents outstanding lifetime value for our customers. The second model, the HiLight V4 is the leading solution within the 4000W metal halide light tower segment. Both models offer assured robustness and extended safety features.



LED  
4 x 350 W

LIGHT  
COVERAGE  
43,055 ft<sup>2</sup>  
AVG. 20LUXES

LIFE SPAN  
6,000 Hrs  
METAL HALIDE

0.56 g/h



Manual vertical mast

HardHat<sup>®</sup> technology

Spillage free frame

LIGHT  
COVERAGE  
53,819 ft<sup>2</sup>  
AVG. 20LUXES

LIFE SPAN  
50,000 Hrs  
LED

0.185 g/h



# HiLight V2+

# HiLight V3+

The HiLight V2+ and V3+ come with a robust steel frame with PE bumpers. These bumpers are designed to the same standards as the HardHat® Canopy.



LED Light



LED Light

LIGHT COVERAGE  
**21,527** ft<sup>2</sup>  
AVG. 10 LUXES

**EASY TO TRANSPORT**

**PLUG & LIGHT**

**COMPACT FOOTPRINT**

**LIFE SPAN**  
**50,000** Hrs





# HiLight P2+

Supplied with a special lighting optic, covered by an integrated polyethylene housing, you can be assured of no burn out and a longer lifetime. In addition, great performance comes from the unique floodlight that spreads **light 360 degrees, giving users a larger illuminated area compared to traditional balloon style towers.**



<b>PLUG &amp; LIGHT</b> 	<b>32 mph</b> WIND STABILITY
<b>LIGHT COVERAGE</b> <b>21,527 ft<sup>2</sup></b> AVG. 10 LUXES	<b>ZERO</b> FUEL AND CO <sub>2</sub> EMISSIONS
<b>NO AIR</b> PRESSURE NEEDED	<b>ANTIBURNT</b> FLOODLIGHT

## No access to the grid?

Suggested power sources; iP and P generators

	P2000 i 1,6 kW	P3500 i 3 kW	P3000 2,3 kW	P6500 5 kW	P8000 6 kW
Variable speed smart control					
Automatic Voltage Regulation (AVR)					
HiLight P2+	4	9	7	15	18
HiLight V2+	1	1	1	1	1
HiLight V3+	1	1	1	1	1
HiLight E3+	2	4	3	7	9



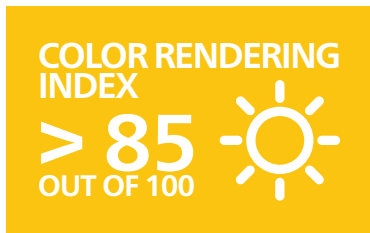
- Perfect fit
- Good choice

# Choose the one that best fits your needs

	Segments	Energy Efficiency	Running hours	Area coverage	Easy movement	Extra safety features	Lamps durability	Service interval	Transport efficiency
HiLight Z3+	EVENTS   CONSTRUCTION	●	●	○	○	●	●	●	●
HiLight E3+	EVENTS   ROAD WORKS	●	●	○	●	●	●	●	●
HiLight P2+	EVENTS	●	●	○	●	○	●	●	●
HiLight V2+/V3+	CONSTRUCTION   ROAD WORKS	●	●	○	●	○	●	●	●
HiLight B5+	ROAD WORKS   EVENTS	●	●	●	○	●	●	●	○
HiLight V5+ S	CONSTRUCTION   QUARRY	●	○	●	●	○	●	●	○
HiLight V4 S	CONSTRUCTION   QUARRY	○	○	●	●	○	○	●	○
HiLight V4W	CONSTRUCTION   QUARRY	●	●	●	●	○	○	●	○

● Best choice ○ Suitable

## What's unique about our LED technology?



- LED HiLight tower lamps have an aluminum casting which provides heavy duty protection, even during transportation.
- The LED lamps have a high CRI (Color Rendering Index) score (> 85 out of 100).
- The specially designed directional optics of the LED HiLight range offer incredible light distribution.
- Our LED HiLight towers achieve up to 5,000 square-metres of light coverage with an average level of 20 luxes.
- LED lamps have a life expectancy of more than 30,000 hours.
- Our LED technology enables us to set the industry benchmark when it comes to fuel efficiency.

## HiLight LED savings per year (per unit, compared to a metal halide light tower)



(\*) Savings will vary depending on comparison models.

		BATTERY		DIESEL			ELECTRIC		
		HiLight Z3+	HiLight B5+	HiLight V5+ S	HiLight V4 S	HiLight V4W	HiLight E3+	HiLight P2+	HiLight V2+   V3+
Light coverage ft <sup>2</sup>		32,292 (average 10 luxes)	53,819 (average 20 luxes)	53,819 (average 20 luxes)	43,055 (average 20 luxes)	43,055 (average 20 luxes)	32,292 (average 10 luxes)	21,527 (average 10 luxes)	21,527 (average 10 luxes)
Lamps		LED	LED	LED	Metal halide	Metal halide	LED	LED	LED
Mast		Vertical Hydraulic Battery Powered Noise & CO2 free	Vertical Hydraulic	Vertical manual	Vertical manual	Vertical manual	Vertical manual	Vertical manual	Vertical manual
Features			Compact box	HardHat® canopy	HardHat® canopy	HardHat® canopy	Electric	Electric	Electric
<b>Performance data</b>									
Rated frequency	Hz	60	60	60	60	60	60	60	60
Rated voltage	VAC	120	120	120	120	120-240	120	120	120
Rated power (PRP)	kW	-	2.7	2.7	6.8	8	-	-	-
Operating temperature (min/max)	°F (°C)	-4/ 122 (-20/ 50)	-4/ 104 (-20/ 40)	-13 / 122 (-25 / 50)	-13 / 122 (-25 / 50)	-13 / 122 (-25 / 50)	-	-	-
Sound power level (LwA)	dB(A)	-	82	86	94	89	-	-	-
Sound pressure level (LpA) at 7m	dB(A)	-	55	63	73	64	-	-	-
<b>Engine</b>									
Model		-	Kubota Z481	Kubota Z482	Kubota Z482	Kubota D1105	-	-	-
Speed	rpm	-	1800	1800	3600	1800	-	-	-
Rated net output (PRP)	kW	-	3	3	8.1	10	-	-	-
Coolant		-	Water	Water	Water	Water	-	-	-
Number of cylinders		-	1	2	2	3	-	-	-
<b>Alternator</b>									
Model		-	Meccalte LT3/74	Meccalte LT3/75	Sincro EK 2 MCT	DP06/AG164	-	-	-
Rated output	kVA	-	3.5	4.5	7.5	8	-	-	-
Insulation / Enclosure protection	class / IP	-	H / 20	H / 21	H / 23	H / 23	-	-	-
<b>Fuel consumption</b>									
Fuel tank capacity	gallon	-	33	28	28	42	-	-	-
Autonomy	h	18-32	185	150	50	90	-	-	-
<b>Power output</b>									
Auxiliary Power	W	-	1,200	1,200	2,400	7,200	-	-	-
Outlets		-	120 VAC, 10A, GFCI Duplex (NEMA 5-20R)	120 VAC, 10A, GFCI Duplex (NEMA 5-20R)	120 VAC, 20A, GFCI Duplex (NEMA 5-20R)	121 VAC, 20A, GFCI Duplex (NEMA 5-20R) 240VAC, 30A, TL (NEMA L5-30R)	-	-	-
<b>Lights</b>									
Floodlights		LED	LED	LED	Metal halide	Metal halide	LED	LED	LED
Wattage	W	4x 160	4 x 350	4 x 350	4 x 1,000	4 x 1,000	4 x 160	320	320   4 x 120
Luminous Flux	Lumen	4 x 16,000	4 x 38,500	4 x 38,500	4 x 110,000	4 x 110,000	4 x 16,000	28,000	28,000   4 x 12,000
<b>Mast</b>									
Type		Hydraulic, vertical, 5 section	Hydraulic, vertical, 5 section	Manual vertical, 5 section	Manual vertical, 5 section	Manual vertical, 5 section	Manual	Manual	Manual
Rotation	degrees	340	340	360	360	360	0	0	0
Maximum height	ft (m)	26 (7.9)	26 (7.9)	25 (7.5)	25 (7.5)	25 (7.5)	23 (7)	11 (3.4)	17 (5)
Maximum speed wind	mph (kph)	50 (80)	50 (80)	51 (80)	51 (80)	59 (95)	52 (80)	32(50)	32 (50)
<b>Enclosure and trailer</b>									
Type		Box type Forklift pockets	Box type Forklift pockets	DOT US Compliant Unibody trailer with 4 point leveling system	DOT US Compliant Unibody trailer with 4 point leveling system	DOT US Compliant Unibody trailer with 4 point leveling system	-	-	Trailer with Bumpers in PE
Base Frame		-	Spillage free frame	Spillage free frame	Spillage free frame	Spillage free frame	-	-	-
Enclosure		Galvanneal Steel Canopy & Powder coating painting	Galvanneal Steel Canopy & Powder coating painting	Gull-wing Hard Hat Doors	Gull-wing Hard Hat Doors	Gull-wing Hard Hat Doors	Hard Hat Canopy	-	-
<b>Dimensions and weight</b>									
Dimensions in transport Up-right Towbar (L x W x H)	in (m)	-	-	77 x 48 x 102 (1.95 x 1.22 x 2.59)	77 x 48 x 102 (1.95 x 1.22 x 2.59)	74 x 53 x 98 (1.88 x 1.34 x 2.49)	-	-	-
Dimensions in transport Towed (L x W x H)	in (m)	46 x 46 x 97 (1.16x 1.16x 2.46)	46 x 46 x 97 (1.16x 1.16x 2.46)	110 x 48 x 102 (2.79 x 1.22 x 2.59)	110 x 48 x 102 (2.79 x 1.22 x 2.59)	110 x 53 x 98 (2.79 x 1.34 x 2.49)	48 x 32 x 84 (1.2 x 0.8 x 2.14)	19.7 x 19.7 x 87 (0.5 x 0.5 x 2.2)	45 x 335 x 79 (1.1 x 0.85 x 2)
Weight	lb (kg)	2160(980)	2160(980)	1,768 (802)	1,970 (894)	2,041 (926)	608 (276)	99 (45)	243 (110)

# Product portfolio

## GENERATORS

**PORTABLE**  
1,6–12 kVA



**MOBILE**  
25–1,200\* kVA



\*Multiple configurations available to produce power for any size application

## DEWATERING PUMPS

**ELECTRIC SUBMERSIBLE**  
up to 6,100 US gpm



**SURFACE PUMPS**  
up to 8,500 US gpm



Diesel and electric options available

## LIGHT TOWERS

**METAL HALIDE**



**LED**



## AIR COMPRESSORS AND HANDHELD TOOLS

**AIR COMPRESSORS**  
110–1,800 cfm  
58–508 psi



**HANDHELD TOOLS**  
Pneumatic  
Hydraulic  
Petrol engine driven



## ONLINE SOLUTIONS

### SHOP ONLINE PARTS ONLINE

Find and order the spare parts for power equipment. We handle your orders 24 hours a day.



### POWER CONNECT

Scan the QR code on your machine, and go to the QR Connect Portal to find all the information about your machine.



### LIGHT THE POWER YOUR SIZING TOOL

A useful calculator to help you choose the best solution for your power and light needs



### FLEETLINK


Intelligent telematics system that helps optimize fleet usage, reduce maintenance costs, ultimately saving time and cost.



Technical Services  
Pump Rentals  
Underwater Services  
Phone: 513-793-0499  
Toll Free: 877-98-PUMPS(78677)

**ALLIED**

Pump • Dive • Specialize



**Atlas Copco**

Atlas Copco AB  
atlascopco.com